

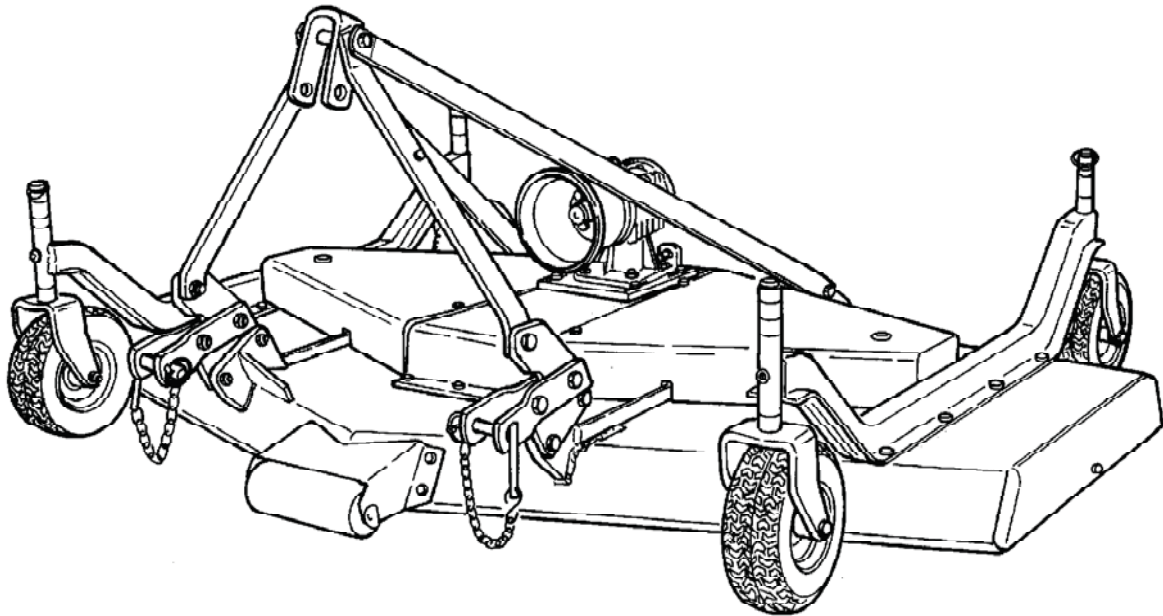
BEFCO[®]


Parts Manual

CYCLONE

Three Spindle Grooming Mower

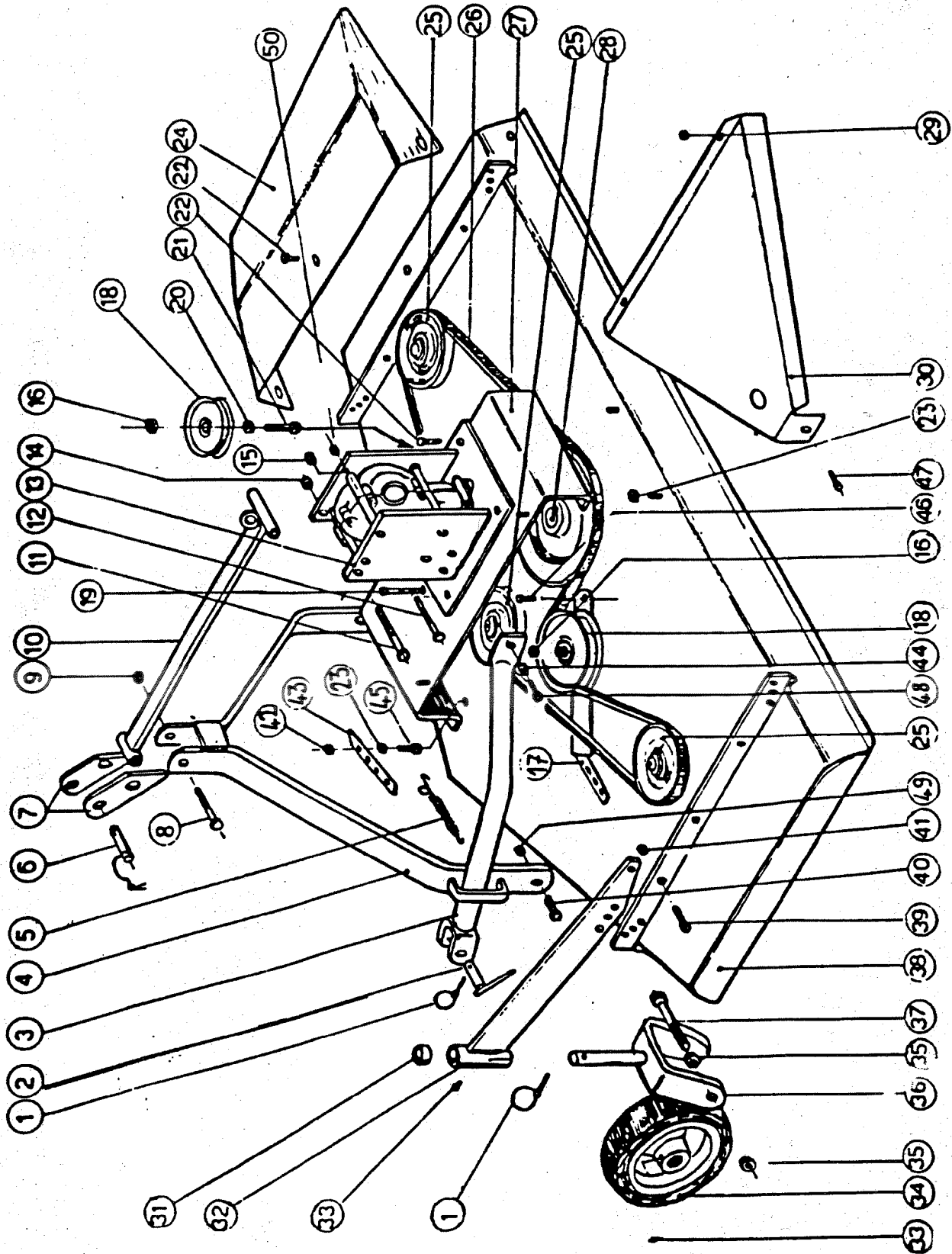
17-C14 C15-711 712 713





Three Spindle Mower
Frame
17-(C14, 15) - 711, 712, 713

GR 17
SR 1





TM

Three Spindle Mower
Frame
17-(C14, 15) - 711, 712, 713

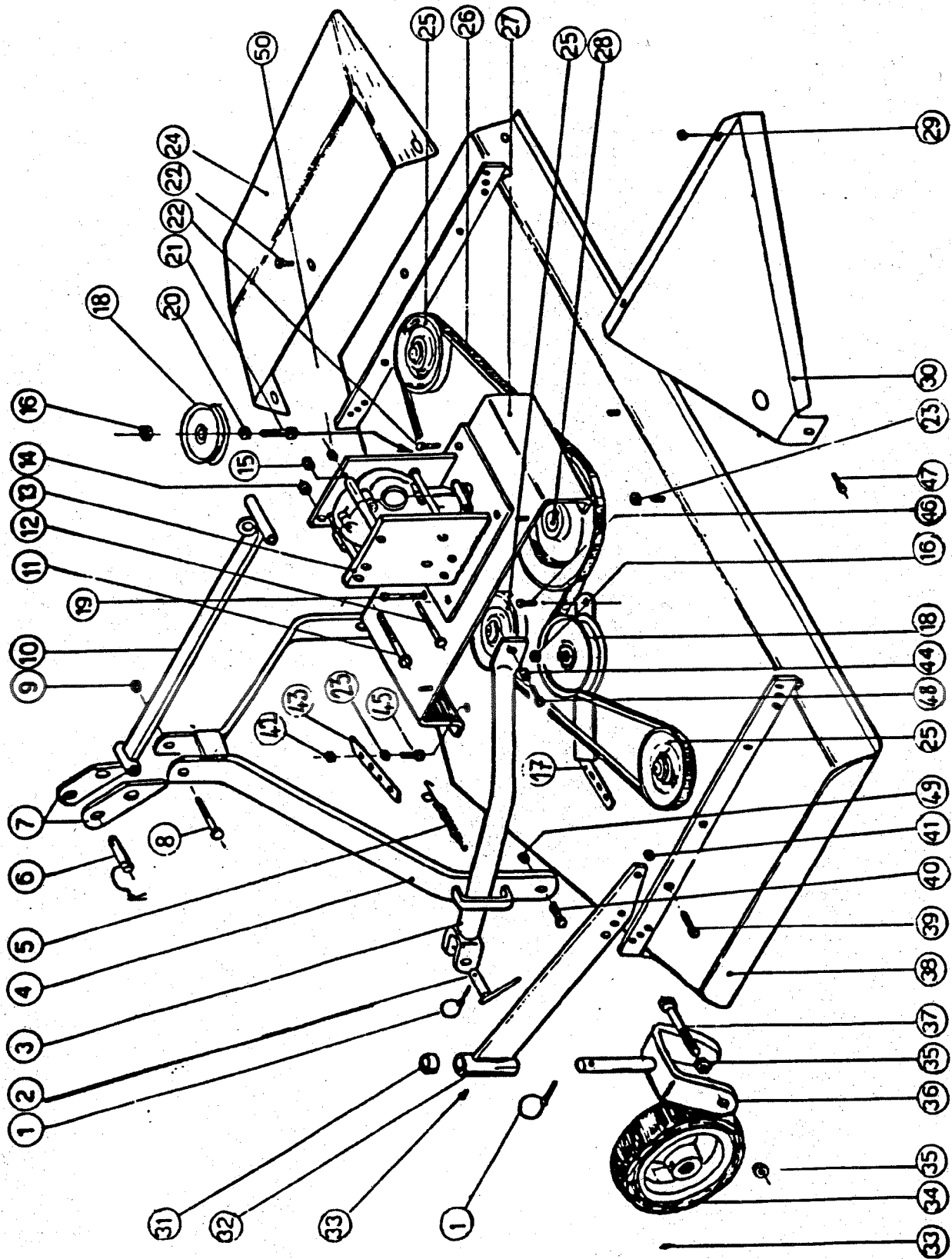
GR 17
SR 1

ITEM	PART #	DESCRIPTION	QTY.
1	000 8505	LYNCH PIN	6
2	000 8501	HITCH PIN	2
3	000 8491	LOWER HITCH ARM C14	2
	000 8661	LOWER HITCH ARM C15	2
4	000 8481	A-FRAME 3 PT. HITCH	1
5	000 8586	SPRING	1
6	003 8320	TOP HITCH PIN	1
7	000 8469	TOP HITCH PLATE C14, 15	2
8	003 7368	M14 X 120 BOLT	1
9	003 0358	NUT M14	1
10	000 8463	TIE ROD 3 PT. HITCH C14	1
	000 8654	TIE ROD 3 PT. HITCH C15	1
11	000 8471	BOLT M12 X 150	1
12	000 1216	BOLT M10 X 150	4
13	000 8443	GEARBOX SUPPORT	1
14	003 0064	NUT M12	1
15	000 1042	NUT M12	4
16	000 5507	NUT M20	2
17	000 8563	BELT TENSIONER SUPPORT	1
18	000 8561	BELT TENSIONER PULLEY	1
19	001 5273	BOLT M10 X 110	1
19A	000 8455	SPACER TUBE	1
20	000 5507	NUT M20	1
21	000 8576	BOLT M20 X 65	1
22	003 3176	BOLT M10 X 25	7
23	000 1279	NUT M10	4
24	000 6781	GRASS DEFLECTOR C14	1
	000 6521	GRASS DEFLECTOR C15	1
25	000 8531	PULLEY 120 X 1 C14	3
	000 8666	PULLEY 130 X 1 C15	3
26	000 8630	BELT B98 C14	1
	000 8670	BELT B112 C15	1
27	000 8436	GEARBOX FLANGE C14	1
	000 8436B	GEARBOX FLANGE C15	1
28	000 8623	PULLEY 250 X 1	1
29	001 5237	NUT M10 NYLOCK	4
30	000 8418	BELT GUARD C14	2
	000 8646	BELT GUARD C15	2
31	000 8520	CUTTING HEIGHT SPACER	4
32	000 8507	WHEEL ARM C14, 15	4
33	000 6635	GREASE FITTING M6 PRESS IN	4
34	000 8523	WHEEL W/BUSHING C14, C15 - 711	4
	000 8522	BUSHING ONLY FOR (000 8523 WHEEL)	4
	000 8530	WHEEL W/BEARING C14, 15 - 712	4
	000 6634	BEARING ONLY FOR (000 8530 WHEEL)	8
	000 8841	BUSHING ONLY FOR (000 8530 WHEEL)	4
	000 8842	SPACER ONLY FOR (000 8530 WHEEL)	8
	000 8526	WHEEL W/BUSHING C14, 15 - 713	4



Three Spindle Mower
Frame
17-(C14, 15) - 711, 712, 713

GR 17
SR 1






Three Spindle Mower
Frame
17-(C14, 15) - 711, 712, 713

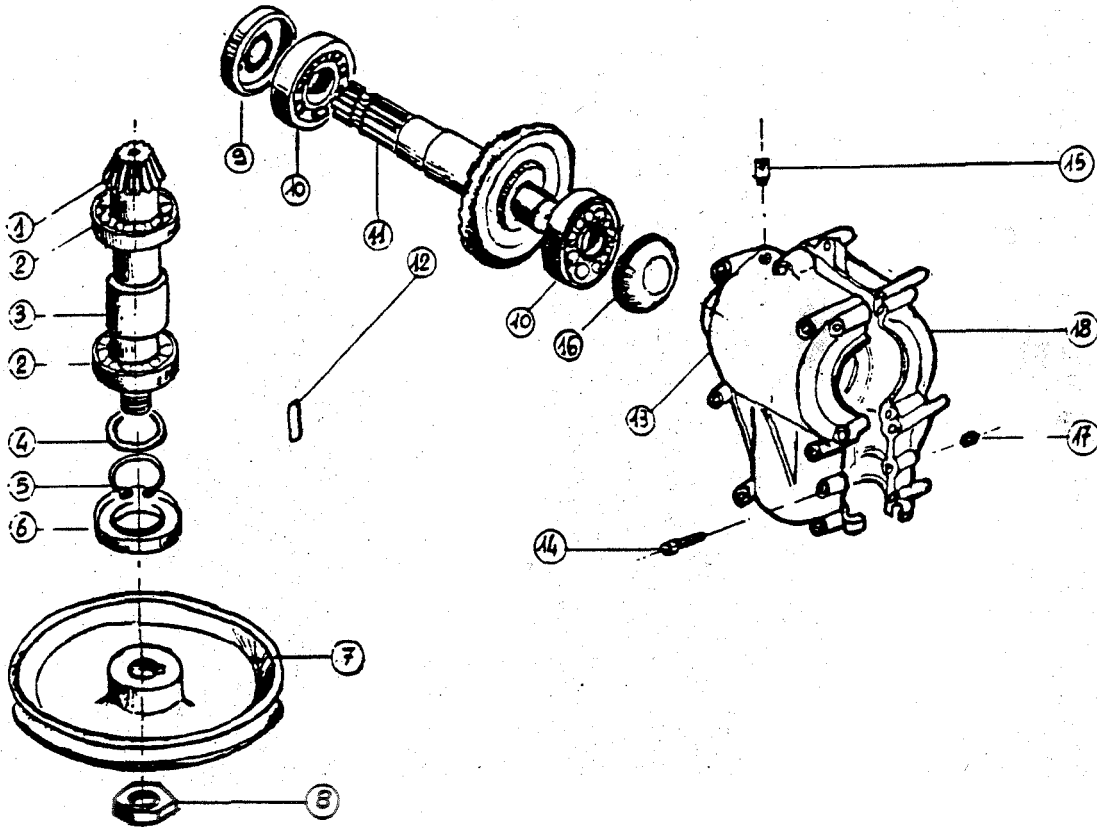
GR 17
SR 1


ITEM	PART #	DESCRIPTION	QTY.
	000 8528	SPACER ONLY FOR (000 8526 WHEEL)	4
	000 6613	BUSHING ONLY FOR (000 8526 WHEEL)	8
35	003 8370	NUT M18 C14, 15 - 711	8
	003 0358	NUT M14 C14, 15 - 712, 713	5
36	010 8516	WHEEL YOKE RIGHT C14, 15 - 711	2
	020 8516	WHEEL YOKE LEFT C14, 15 - 711	2
	000 8831	WHEEL YOKE C14, 15 - 712, 713	4
37	006 4024	BOLT M18 X 110 C14, 15, 711	4
	000 6615	BOLT M14 X 140 C14, 15 - 712, 713	4
38	000 8402	MOWER DECK C14 - 711, 712, 713	1
	000 8631	MOWER DECK C15 - 711, 712, 713	1
39	000 8511	BOLT M12 X 35	8
40	007 4232	BOLT M12 X 40	2
41	009 4139	NUT M12 NYLOCK	8
42	003 0156	NUT M10 TRILOCK	8
43	000 8571	HITCH PLATE	1
44	000 8495	LOWER HITCH SPACER C14, 15 - 711, 712, 713	2
45	000 1278	BOLT M10 X 30	1
46	009 1281	BOLT M10 X 35	1
47	000 6349	BOLT M10 X 20	2
48	000 7255	BOLT M12 X 35	2
49	000 1177	NUT M14	2



Three Spindle Mower
Gearbox
Series 1

GR 17
SR 1






TM

Three Spindle Mower
Gearbox
Series 1

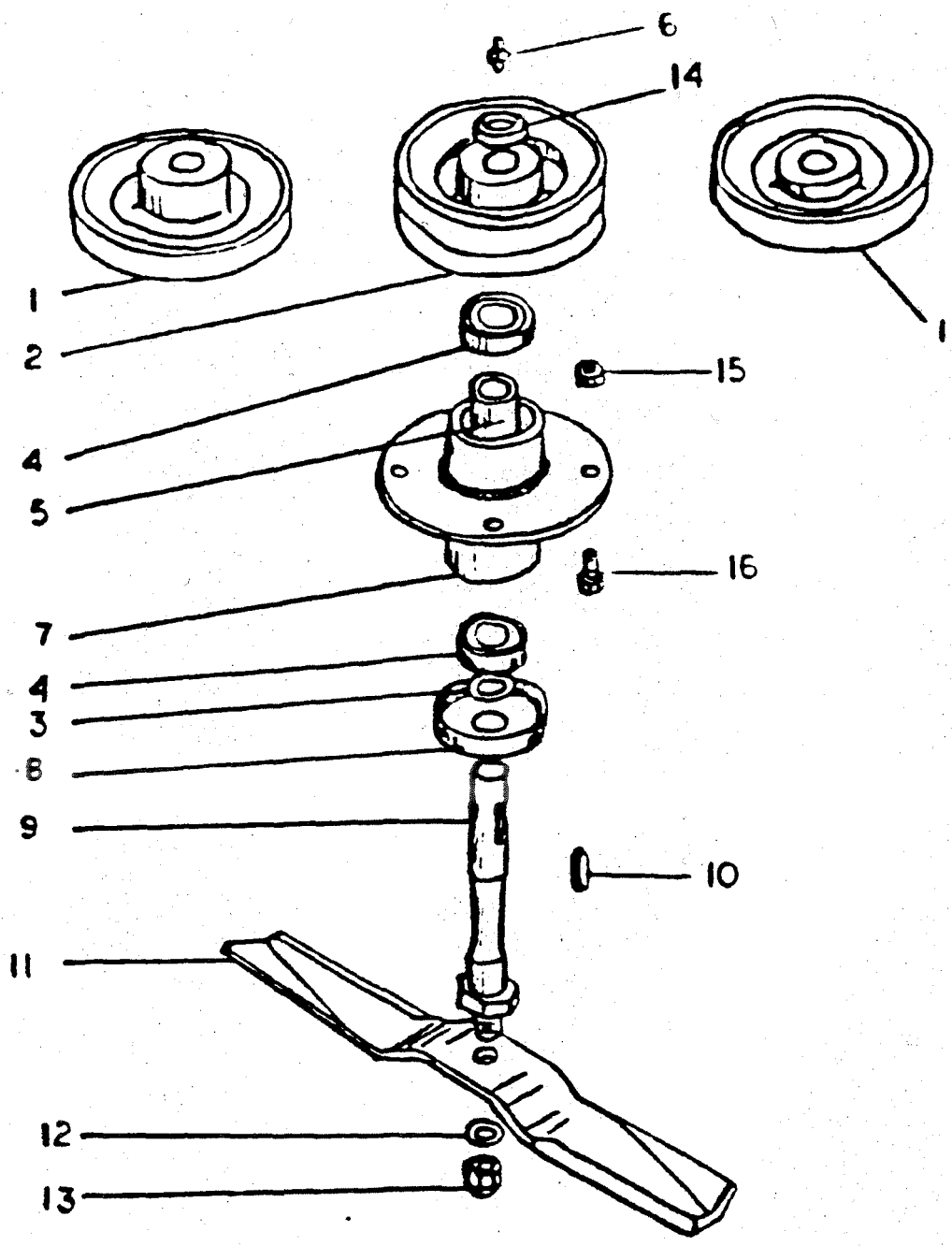
GR 17
SR 1


ITEM	PART #	DESCRIPTION	QTY.
1	005 0192	PINION GEAR	1
2	002 5332	BEARING 6207	2
3	001 0196	SPACER	1
4	003 4196	SPACER	1
5	004 2122	SNAP RING M35	1
6	000 2295	OIL SEAL 35.62.10	1
7	000 8623	SPB 250 X 1 PULLEY	1
8	000 6698	LOCK NUT M25	1
9	001 0192	OIL SEAL 40.68.10	1
10	001 2149	BEARING 6208	2
11	000 8603	SHAFT THROUGH DRIVE	1
12	000 6689	KEY 8 X 7 X 30	1
13	000 8594	GEARBOX HOUSING W/HOLE	1
14	001 0173	BOLT M8 X 50	7
15	001 0177	BREATHER CAP	1
16	000 8609	COVER	1
17	000 6513	NUT M8	7
18	330 0322	GEARBOX HOUSING NO HOLE	1
	050 0540	GEARBOX COMPLETE C14, 15 & 16	1



Three Spindle Mower
Rotor & Blade
Series 1 and E

GR 17
SR 1






Three Spindle Mower
Rotor & Blade
Series 1 and E

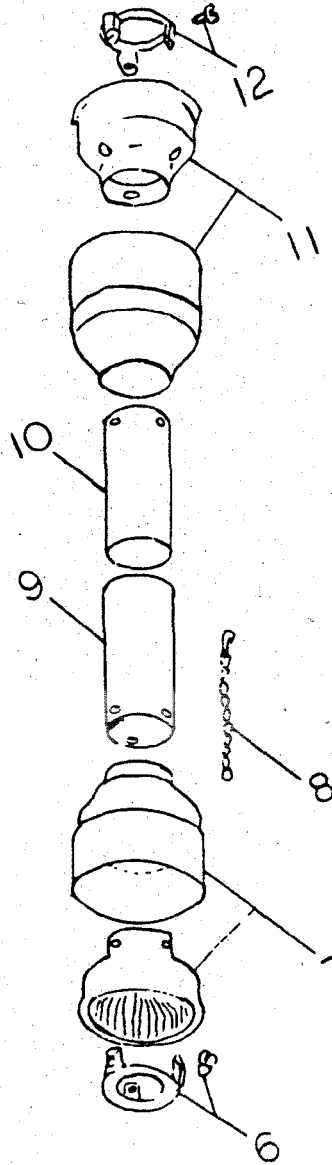
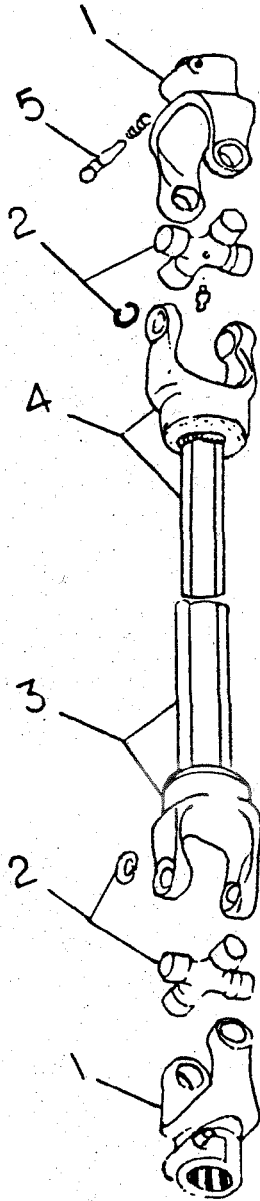
GR 17
SR 1


ITEM	PART #	DESCRIPTION	QTY.
1	0008531	PULLEY SPB 120 X 1 C14/CE4	2
	0008666	PULLEY SPB 130 X 1 C15/CE5	2
	0008881	PULLEY SPB 160 X 1 C16	2
2	0008531	PULLEY SPB 120 X 1 C14	1
	* 000 6791	PULLEY SPB 120 X 2 CE4	1
	0008666	PULLEY SPB 130 X 1 C15	1
	* 000 6621	PULLEY SPB 130 X 2 CE5	1
	0008881	PULLEY SPB 160 X 1 C16	1
3	0006606	SPACER RING	3
4	0006634	BEARING 6205 Z	6
5	0008536	SPACER	3
6	0029036	GREASE FITTING M8	3
7	0008538	SHAFT SUPPORT	3
8	0006636	COVER	3
9	0008545	BLADE HOLDER SHAFT C14, 15, 16	3
	*000 8545B	BLADE HOLDER SHAFT CE4, CE5 CENTER SHAFT ONLY AFTER SERIAL # 136473	1
10	0006639	KEY 8 X 7 X 25	3
11	0006795	BLADE C14, CE4	3
	0006641	BLADE C15, CE5	3
	0006641B	BLADE HIGHLIFT C15	3
	0006845	BLADE C16	3
	0006845B	BLADE (HIGHLIFT) C16	3
12	0006642	WASHER CONICAL SHAPED	3
13	0006643	LOCKNUT M18	3
14	0006698	LOCKNUT M25	3
15	0030156	NUT M10 TRILOCK	12
16	0001241	BOLT M10 X 25	12
	0008537	SPINDLE COMPLETE	3



Three Spindle Mower
PTO
Series 1

GR 17
SR 1





Three Spindle Mower
PTO
Series 1

GR 17
SR 1

ITEM	PART #	DESCRIPTION	QTY.
1	022 001E	TRACTOR YOKE	2
2	012 130E	CROSS & BEARING	2
3	221 008E	OUTER TUBE & YOKE C14	1
	221 009E	OUTER TUBE & YOKE C15	1
	220 918E	OUTER TUBE & YOKE C16	1
4	220 908E	INNER TUBE & YOKE C14	1
	220 909E	INNER TUBE & YOKE C15	1
	221 024E	INNER TUBE & YOKE C16	1
5	026 004E	PUSH PIN SET (PRESS IN RETAINER)	2
	026 009E	PUSH PIN SET ("C" CLIP RETAINER)	2
6	012 007E	LOCKING COLLAR OUTER	1
6A	000 019E	LOCKING COLLAR BOLTS - PLASTIC	6
7	013 016E	GUARD CONE OUTER	1
8	016 025E	SAFETY CHAIN	2
9	121 109E	FEMALE SHIELD C14, 15	1
	121 140E	FEMALE SHIELD C16	1
10	121 209E	MALE SHIELD C14, 15	1
	121 238E	MALE SHIELD C16	1
11	013 015E	GUARD CONE INNER	1
	948 104B	PTO COMPLETE T20 800MM C14	1
	948 105B	PTO COMPLETE T20 900MM C15	1
	948 106B	PTO COMPLETE T20 1050MM C16	1